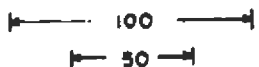
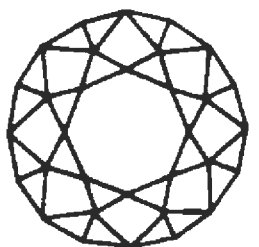
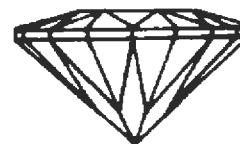
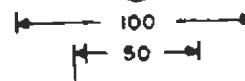
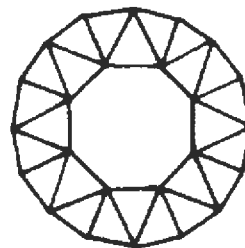


TABLE FRACTION	0.50	
CROWN MAIN	15.00	
STAR	9.26	"STANDARD STAR"
BREAK	17.77	

TABLE FRACTION	0.50	
CROWN MAIN	15.00	"C-15"
STAR	0.00	
BREAK	16.58	



6.7

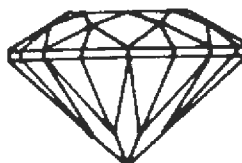
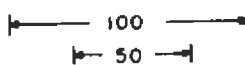
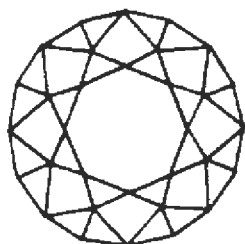


6

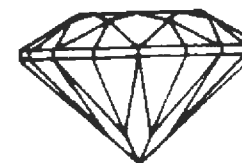
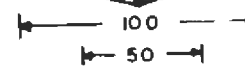
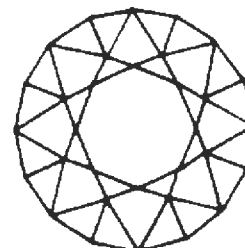
Figure 5 PLAN AND ELEVATION VIEW OF T = 0.50 and C = 15.00 DESIGN
 Note under the "C-15" criterion the "Star" facet completely disappears giving a Table outline actually formed by the "Main" facet instead of the "Star".

TABLE FRACTION	0.50	
CROWN MAIN	30.00	
STAR	19.36	"STANDARD STAR"
BREAK	34.62	

TABLE FRACTION	0.50	
CROWN MAIN	30.00	"C-15"
STAR	15.00	
BREAK	33.51	



14.4



14.4

Figure 6 PLAN AND ELEVATION VIEW OF T = 0.50 and C = 30.00 DESIGN
 Note "Star" facets are smaller on the "C-15" (right side), but the designs are superficially similar.