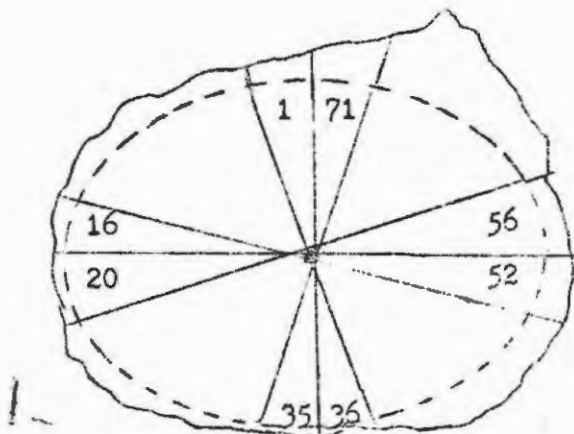
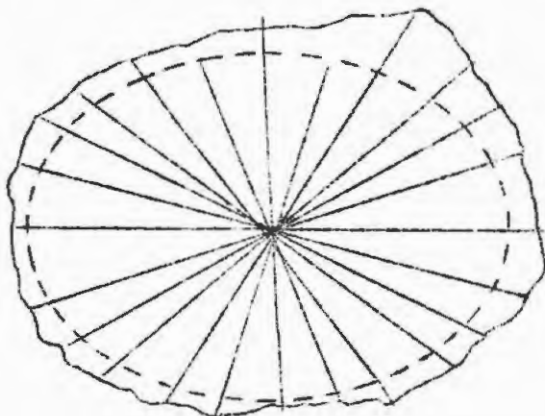


12 MAIN TRUE ELLIPSE

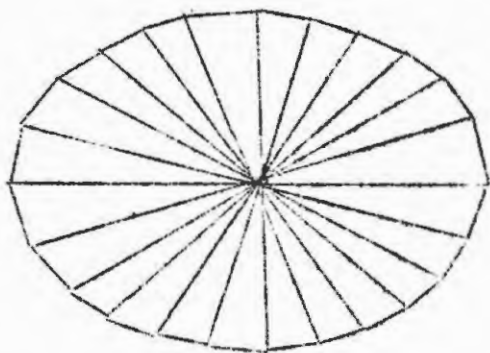
1. First preform cuts (Final outline shown schematically in dashed lines within a rough outline). Numbers correspond to "break" facets.



2. Preform before outline is cut at 90 degrees.



3. Final preform and outline. Next step is to cut pavilion facets. Final L/W dimensions are determined in this step.



4. Final pavilion with outline "rounded". Mains are numbered.

